

A Review: The Development of Metamaterial Absorber

Siti Adlina Md Ali^{1*}, Maisarah Abu¹, Siti Normi Zabri¹

¹Centre for Telecommunication Research and Innovation (CeTRI),
 Faculty of Electronic and Computer Engineering (FKEKK),
 Universiti Teknikal Malaysia Melaka (UTeM), 76100, MALAYSIA

*Corresponding Author

DOI: <https://doi.org/10.30880/ijie.2020.12.01.007>

Received 24 October 2018; Accepted 21 July 2019; Available online 31 January 2020

Abstract: A metamaterial is an artificial resonant structure that is designed to obtain specific characteristics which are not naturally occurring in nature. One of the applications is metamaterial absorber, which offers benefits over conventional absorbers. Metamaterials absorber is a structure that attenuates the energy in electromagnetic waves, soak up the incident energy, convert into heat and reduce the energy reflected back to the source. Various designs on metamaterial absorber have been investigated exhibiting different characteristics; single-band, multi-band, as well as broadband. Starting from thick and rigid substrates, followed by a thin and also flexible substrate materials are being considered. Perfect absorbency is achieved when the surface impedance of the structure equal to the free space impedance. Different methods in introducing the loss in an absorber; lumped resistor, resistive pattern and lossy dielectric. These unique characteristics of metamaterial absorber enable wide applications in various technologies.

Keywords: Metamaterial, AMC, FSS, EBG and absorber

1. Introduction

The ancient Greek prefix, “meta” which means beyond has been used to describe the composite materials with unique features that do not exist in the nature [1]. Nowadays, the use of metamaterial in technology is rapidly growing. Metamaterial structure which can either be Artificial Magnetic Conductor (AMC), Frequency Selective Surface (FSS) or Electromagnetic Band Gap (EBG), provides more advantages in communication electronic technologies such as antenna [2-10], Radio Frequency Identification (RFID) [11-15], and absorber [16-20].

AMC is a type of metamaterial which introduces an in-phase reflection phase within the bands gap of the desired frequency. It contains three main sections; ground plane, substrate and a patch. The in-phase reflection phase is the property of a Perfect Magnetic Conductor (PMC). It is extensively used in recent years to improve the radiation efficiency and enhance the antenna gain [21-25]. The directive antenna is developed as the radiation is improved and is used in wearable applications [26-32], which is one of the critical consideration as the radiation that penetrates the human cells is a major health concern and the human body causes performance degradation [33-35].

The antenna with AMC (AAMC) is being introduced in previous research [34]. The AAMC is successfully enhanced the bandwidth of the antenna by 52%, the gain by 2 dBi and boost the efficiency up to 30%. Meanwhile, in [34], the textile diamond dipole with AMC was desired. The performance of the structure is analysed under bending, wetness and specific absorption rate measurements. The directive antenna with high gain is obtained which the radiation towards the human body is minimized.

On the other hand, FSS works as a filter, which is constructed using substrate and patch. The radiation characteristics; gain and the directivity of the antenna, are enhanced by using an appropriate designed FSS reflector to provide an in-

phase reflection with a very low transmission coefficient over the entire bandwidth [36]. Designing a reflector in narrow band system is a challenging task where the reflectors should be at a distance of $\lambda/4$ [37-40]. A super wideband printed antenna with an enhanced gain using FSS [41]. FSS is placed below the antenna at a distance “d” so that the wave radiated towards the FSS is reflected back.

EBG is also a metamaterial, which suppresses unwanted surface waves within a band gap frequency region. Structure of the mushroom-like EBG was primary introduced in [42]. It consists of ground plane, substrate, patches and using vias. Flexible dual band dipole antenna incorporated with EBG as proposed in [43]. The antenna resonated at 2.45 GHz and 5.8 GHz while the EBG is designed at 5.8 GHz. EBG works as a ground plane for the antenna and helps improve the realized gain and radiation pattern. Besides, an EBG also act as a filter as the resonant frequency of the antenna close to the EBG band gap. The 2.45 GHz resonant is eliminated while the antenna performance at 5.8 GHz is improved. Thus the realized gain is increased up to 6.86 dB and the back lobes are clearly reduced.

In this paper, the previous development of the microwave absorber were classified and explained briefly with the different methods. Losses in microwave absorber were introduced by using differ mechanism: lumped resistor [53-56], resistive patterns [57-62] and lossy dielectrics [62-65]. The resistive element mechanism used the low loss of dielectric while the dielectric loss mechanism consider the lossy substrates. Meanwhile the lump element mechanism introduced the losses of the microwave absorber based on the lump resistor. Various designs on metamaterials absorber have been investigated exhibiting different characteristics; single-band, multi-band, as well as broadband [48-52]. Starting from rigid substrates, followed by a thin, an ultra-thin and also flexible substrate materials are being considered.

2. Metamaterial Absorbers

Metamaterial absorbers is one of such applications that the characterization do not naturally exist. Same goes to AMC, the structure contains of four main sections; ground plane, substrate and patches. AMC is a high impedance structure with magnitude and phase of +1 and 0^0 at resonant frequency. While for developing a perfect metamaterial absorber, the surface impedance $Z(\omega)$ should be similar to free space impedance, $\eta_0 = 377 \Omega$.

Theoretically, a perfectly match layer is the basis of the principal of the metamaterial absorber to maximize the absorbency. Approximately to free space impedance contribute to nearly close to zero of reflection which is totally no reflection and maximum absorbance, A as given in Eq. 1.

$$A = 1 - |S_{11}|^2 - |S_{21}|^2 \quad (1)$$

Where $|S_{11}|$ is reflected power and $|S_{21}|$ is transmitted power.

The transmitted power of the absorber is approximately to zero due to the full metal layers at the bottom of the structure, hence $S_{21} \approx 0$. Therefore, the absorbance, A is simplified as in Eq. 2.

$$A = 1 - |S_{11}|^2 \quad (2)$$

Metamaterial absorber is widely applied in radar technology. In sealth application, the absorber is able of detect the presence of the target. In radar cross section (CRS), the radar absorber described the target as an effective area or energy that reflect back towards source which is also known as backscattering [44-47]. For conventional/passenger aircraft, the backscatter from the airframe is important to be as large as possible. Thus continuously be tracked by radar antenna. Differ to stealth aircraft, absorber should reduce the backscatter in order to decrease the visibility of an aircraft as seen by the radar.

3. Development of Metamaterial Absorbers

Different types of structures had been introduced as metamaterial absorber in single band and multiband applications [48-52]. AMC and FSS structures were applied in designing the absorber. It is important for the structure to have the surface impedance was approximately similar to free space impedance. Three methods used to identify surface impedance of the metamaterial absorber; lumped resistor [53-56], resistive patterns [57-62] and lossy dielectrics [62-65]. In resistive patterns, FSS structure with ground plane at a distance $\lambda/4$ is applied. The resistive loss represents FSS loss and should be match to free space impedance in order to maximize the absorbency. Inkjet printing methods used to fabricate the resistive loss [57] to represent the surface impedance of the absorber. Past research on designing metamaterial absorber are shown in Table 1.

Table 1 - Past research on designing metamaterial absorber

(Author) Year	Research's title	Substrate	Methods of design
(P. Munaga) 2015 [66]	An Ultra-Thin Dual-Band Polarization Independent Metamaterial Absorber for EMI/EMC Applications	FR-4 1 mm Rigid	AMC
(S. Gosh) 2015 [67]	Triple-Band Polarization Independent M-material Absorber using Destructive Interference	FR-4 1 mm Rigid	AMC
(D. Chaurasiya) 2015 [68]	An Ultra-Thin Triple Band Polarization-Insensitive Metamaterial Absorber for C-Band	FR-4 1 mm Rigid	AMC
(H.B. Baskey) 2014 [69]	A Dual Band Multiple Narrow Slits based Metamaterial Absorber over a Flexible Polyurethane Substrate	PU 0.8 mm Flexible	AMC
(H.B. Baskey) 2015 [70]	A Flexible,Ultra-thin, FrequencySelective-Surface Based Absorber Film for the Radar Cross Section Reduction of a Cubical Object	Polymide 0.135 mm Flexible	AMC
(O. Ayop) 2014 [71]	Dual band polarization insensitive and wide angle circular ring metamaterial absorber	FR-4 0.8 mm Rigid	AMC
(S.N. Zabri) 2014 [72]	Ultra-Thin Resistively Loaded FSS Absorber for Polarisation Independent Operation at Large Incident Angle	Taconic TLP-5 0.13 mm Flexible	FSS with gap
(H.M. Lee) 2012 [73]	A Method for Extending the Bandwidth of Metamaterial Absorber	FR-4 0.8 mm Rigid	AMC (double negative)
(D.W. Yu) 2017 [74]	A sextuple-band ultra-thin metamaterial absorber with perfect absorption	FR-4 1 mm Rigid	AMC
(F.Y. Nong) 2013 [75]	An ultrathin wide-band planar metamaterial absorber based on fractal frequency selective surface and resistive film	FR-4 0.4 mm Rigid	AMC (resistive film)
(L.G. Zhen) 2016 [76]	An ultra-thin and broadband absorber using slotted metal loop with multi layers	FR-4 0.4 mm Rigid	FSS multilayer
(Y.P. Lee) 2014 [77]	Flexible and Elastic Metamaterial Absorber for Low Frequency, based on Small Size Unit Cell	Teflon 1.27 mm Flexible	AMC
(Y.P. Lee) 2017 [78]	Miniaturization for Ultrathin Metamaterial Perfect Absorber in the VHF Band	FR-4 3.6 mm Rigid	AMC

Recently, researcher designed a thin and rigid absorber which used the FR-4 substrate with the thicker board which was $0.024\lambda_{(9\text{ GHz})}$ [71]. Then, others take a challenged in designing an ultra-thin and flexible absorber by considering $0.00635\lambda_{(1.5\text{ GHz})}$ (Teflon [77]) and $0.0045\lambda_{(10.37\text{ GHz})}$ (Taconic TLP-5 [72]), $0.00504\lambda_{(11.20\text{ GHz})}$ (Polymide [70]). All of the structures were resonated at X-band frequency except for the Teflon based absorber which was resonated at L-band frequency. Absorbency with more than 95% was achieved while considering a thin substrate for both high and low frequencies. Meanwhile, S. N. Zabri et al. were investigated the effect of thickness and resistance value on the reflectivity bandwidth and angular sensitivity [72].

Gosh et al. designed the metamaterial absorber based on AMC structure. One of the designs considered the resistive FSS with gap to introduce loss in the absorber. Lossy substrate, FR-4 with different thickness and permittivity was used to create loss in absorber. They claimed 1 mm thickness of substrate as an ultra-thin absorber [67]. Different shapes in Fig. 1 were designed to have a multi-resonant frequency including C-band to Ku-band frequencies [66-68]. FR-4 substrate with 1 mm thickness was used and achieved almost perfect absorption which was more than 95% for each resonating frequency. The absorptivity at different incident angle also was validated at 0°, 15°, 30° and 45° for both simulation and measurement.

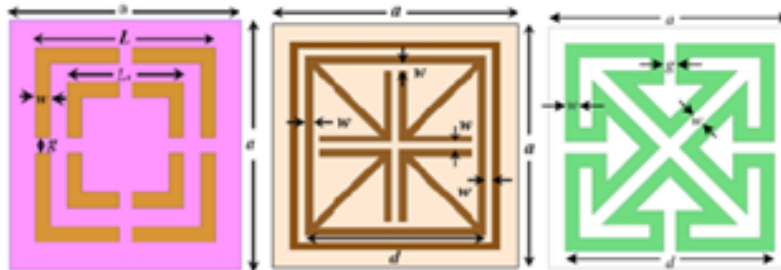


Fig. 1 - Different shapes of metamaterial absorber [44-46]

Meanwhile, a single band, dual band and triple band absorber using circular ring were presented as in Fig. 2 [81-83]. All the designs resonated at Ku-band frequencies and considered the rigid substrate; FR-4 with 0.8 mm thickness. The authors investigated the relationship between the various sizes of specific part of the structure with the resonance frequency and the absorbance value of the absorber. Then, the operating frequency of the structure can be predicted by varying a specific part of the patch [84]. They also studied the circular ring metamaterial absorber with the existing of copper lines and found that circular ring structure with vertical and horizontal copper lines is not only polarization insensitive, but it can works at wide operating angle of incident waves [85].

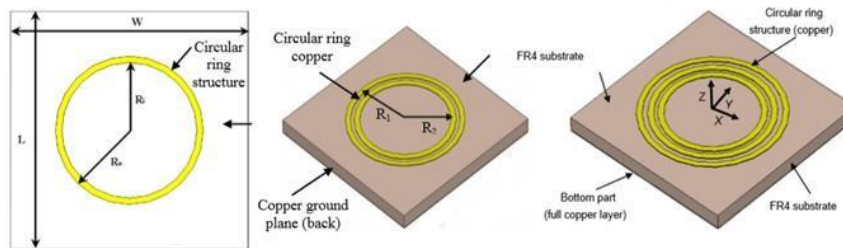


Fig. 2 - Different simple and symmetrical patches of metamaterial absorber [81-83]

FSS based absorber were introduced in [72] where the FSS was printed on the substrate separated with foam spacer from the metal ground plane. A substrate with the thickness of $0.0045\lambda_{(10.37 \text{ GHz})}$ is used and an inkjet printing technique is applied to present the resistively loaded FSS elements. Similarly to [57], an inkjet printing method is imprinted on the $0.0074\lambda_{(2.45 \text{ GHz})}$ of flexible organic paper. However, this technology is used to develop low-cost flexible wearable metamaterial. This fabrication technique is cost-efficient, environmental friendly, and enables rapid fabrication due to its additive nature.

Eventually, Chandrika Sudhendra et al. explored on methods to widen the absorber bandwidth which is multi-layer FSS arrangements [85]. A frequency range from 1.7 GHz to 25 GHz is achieved which is around 23.3 GHz of bandwidth and is defined as an ultra-wideband absorber. Meanwhile, skewed lattice arrangements was studied by H. Hassan et al. where the bandwidth of absorber was relatively small 135 MHz is then being increased to 171 MHz [86]. Hong Ming Lee et al. introduces an alternative method to improve the bandwidth of the absorber by using double negative metamaterial [87]. The bandwidth of the absorber is expended from 470 MHz to 770 MHz by combining five unit cell structures with different geometric dimensions into a co-planar unit cell. Figure 3 shows the configurations on the methods used to enhance the bandwidth of the absorber which are multi-layer FSS arrangements, skewed lattice arrangements and double negative material.

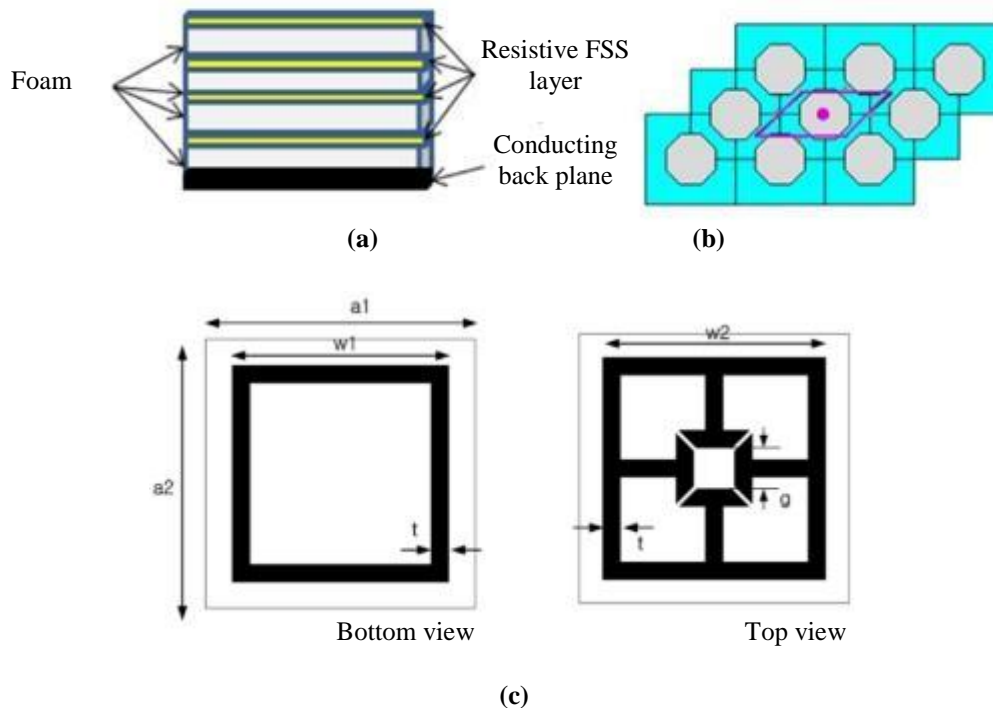


Fig. 3 - Methods to wideband the absorber (a) multi-layer FSS arrangements [85]; (b) skewed lattice arrangements [86]; (c) double negative material [87]

4. Conclusion

A review has been made of the development of metamaterial absorber. Some concluding observations from the review are given below.

- Such a symmetrical structures were designed to obtain insensitive polarization of absorber.
- Various techniques that been used to increase the bandwidth; skewed grid, multi-layer FSS arrangements and the design of double negative metamaterial absorber.
- Consideration of thin, ultra-thin and flexible metamaterial absorber was extensively studied.

Acknowledgement

The authors wish to thank the Ministry of Science, Technology and Innovation (MOSTI), Center for Research and Innovation Management (CRIM) and Zamalah Scheme of Universiti Teknikal Malaysia Melaka (UTeM) for the support of this work.

References

- [1] Cui, T. J., Smith, D., and Lin, R. P. (2009). *Metamaterial: Theory, Design and Application*. Springer Sciences & Business Media, 2.
- [2] Munawar, R. F., Abu, M., and Ali, S. A. M. (2016). 8-Connected Branches AMC-EBG and for Circle Connected Dipole at 5.8 GHz. *International JournApplied Engineering Research*, 11(4), 6932-6939.
- [3] Abu, M., and Ali, S. A. M. (2016). Dipole Antenna backed by 8-CBU AMC-EBG and 8-CBU FSS at 5.8 GHz. *Journal of Telecommunication, Electronic and Computer Engineering*, 8(2), 109-114.
- [4] Masri, T. (2010). Dual-band Microstrip Antenna Array with a Combination of Mushroom, Modified Minkowski and Sierpinski Electromagnetic band Gap Structures. *IET Microwaves Antenna & Propagation*, 1756-1763.
- [5] Duangtang, P., Krachodnok, P., and Wongsan, R. (2014). Gain Improvement for Conventional Conical Horn by Using Mushroom-like Electromagnetic Band Gap, *Electrical Engineering/Electronics, Computer, Telecommunications and Information Technology (ECTI-CON)*, 3-6.
- [6] Siya, M., and Lee, Y. H., (2013). Design of a Compact Patch Antenna Using UC-EBG Structure. *Antenna and Propagation Society International Symposium (ASPURI)*, 1384-1385.
- [7] Pan, W. (2014). A Low-RCS and High-Gain Partially Reflecting Surface Antenna. *IEEE Transaction on Antennas and Propagation*, 62(2), 945-949.
- [8] Elsheakh, D, and Abdallah, E. (2014). Design of Planar Inverted F-Antenna over Uniplanar EBG Structure for Laptop MIMO Applications. *Antenna and Propagation Society International Symposium*, 783-784.

- [9] Choi, J., Tak, J., and Kwon, K. (2014). Low-Profile Antennas for On-Body Surface Communications. *International Workshop on Antenna Technology*, pp. 288–29.
- [10] Cure, D., Weller, T., and Miranda, F. A. (2014). Study of a Flexible Low Profile Tunable Dipole Antenna Using Barium Strontium Titanate Varactors. *The 8th European Conference on Antennas and Propagation*, 31–35.
- [11] Abu, M., and Rahim, M. K. A. (2012). Single-band Zigzag Dipole Artificial Magnetic Conductor. *Jurnal Teknologi*, 19-25.
- [12] Sajal, S. (2014). A Low Cost Flexible Passive UHF RFID Tag for Sensing Moisture Based on Antenna Polarization. *Electro/Information Technology (EIT). IEEE International Conference*, 542–545.
- [13] Abu, M., and Rahim, M. K. A. (2012). Single-band and Dual-band Artificial Magnetic Conductor Ground Planes for Multi-band Dipole Antenna. *Radio Engineering*, 21(4).
- [14] Abu, M., and Rahim, M. K. A., Suaidi, M. K., Ibrahim, I. M., and Nor, N. M. (2009). A meandered triple-band printed dipole antenna for RFID. *Microwave Conference*.
- [15] Abu, M., Hussin E. E., Isa, M. S. M., Baharudin, Z. A., and Zakaria, Z. (2013). Designing Halfring Artificial Magnetic Conductor for RFID Application. *IEEE International RF and Microwave Conference (RFM)*.
- [16] Hassan, H., and Abu, M. (2018). Ultra-thin Flexible Octagonal Metamaterials Absorber. *Indonesian Journal of Electrical Engineering and Computer Science*, 10(3), 833-839.
- [17] Abu, M., Hassan, H., Zin, M. S. I. M., Ali, S. A. M., and Mohamad, M. (2016). An analysis of Dual Band Octagonal Ring Metamaterial Absorber. *International Conference on Computer and Communication Engineering*.
- [18] M. M. Gajibo, M. K. A. Rahim, N. A. Murad, O. Ayop, B. D. Bala, H. A. Majid. (2017). X-Band Operations Metamaterial Absorber with Extended Circular Ring Topology for Size Reduction. *Indonesian Journal of Electrical Engineering and Computer Science*, Vol. 6, No. 1, pp. 180 - 184.
- [19] Sood, D., and Tripathi, C. C. (2016). Broadband ultrathin low-profile metamaterial microwave absorber. *Applied Physics A*, 322-332.
- [20] Kollatou, T. M, and Antonopoulos. C. S. (2015). An Array of Robust Multi-band Metamaterial Absorbers Using Octagonal Split Ring. *Compumag*.
- [21] Bhowmik, W., Gupta, V.R., Srivastav, a S., and Prasad, L. (2015). Gain Enhancement of Butler Matrix Fed Antenna Array System by Using Planar Circular EBG Units. *Single Processing Communication*, 183–188.
- [22] Nafe, M., Syed, A., and Shamim, A. (2015). Gain Enhancement of Low Profile On-chip Dipole Antenna Via Artificial Magnetic Conductor At 94 GHz. *Antennas Propagation*, 1–3.
- [23] William, E. M., Thrasher, B. A., Smith, M. A., Hughes, E. D., and Parisi, J. M. (2014). 60 GHz Patch Antenna in LTCC with an Integrated EBG Structure for Antenna Pattern Improvements. *Antenna Propagation International Symposium*, 1766–1767.
- [24] Duangtang, P., Krachodnok, P., and Wongsan, R. (2014), Gain Improvement for Conventional Conical Horn By Using Mushroomlike Electromagnetic Band Gap. *Electrical Engineering/Electronics, Computer, Telecommunications and Information Technology*, 3–6.
- [25] Abu, M., Ali, S. A. M., and Zabri, S. N. (2017). Improvement of Dipole Antenna Gain using 8 CBU AMC-EBG and 8 CBU FSS. *Jurnal Teknologi*, 79(4), 27-34.
- [26] Choi, J., Tak, J., and Kwon, K. (2014). Low-Profile Antennas for On-Body Surface Communications. *International Workshop on Antenna Technology*, 288–291.
- [27] Jiang, Z. H. (2014). A Compact, Low-Profile Metasurface-Enabled Antenna for Wearable Medical Body-Area Network Devices. *IEEE Transaction on Antennas and Propagation*, 62(8), 4021–4030.
- [28] Ramly, N. J. (2014). Leaf-Shaped Dual Band Antenna Textile Performance for On-Body Application. *Applied Electromagnetics*, 8–10.
- [29] Rashid, T., Noghianian, S., Reza, F. R., and Leon, P. D. (2015). Wearable Antenna Design for Spacesuit. *IEEE International Symposium Antennas Propagation*, 1216–1217.
- [30] Tsai, C., Chen, K., and Yang, C. (2015). Implantable Wideband Low Specific Absorption Rate Antenna on a Thin Flexible Substrate. *Antennas and Wireless Propagation Letters IEEE*, 1536–1225.
- [31] Velan, S. Sundarsingh, E. F., Kanagasabai, M., Sarma, A. K., Raviteja, C., Sivasamy, R., and Pakkathillam, J. K. (2015). Dual-Band EBG Integrated Monopole Antenna Deploying Fractal Geometry for Wearable Applications. *Antennas Wireles Propagation Letter IEEE*, 249–252.
- [32] Virili, M. (2014). Wearable Textile Antenna Magnetically Coupled to Flexible Active Electronic Circuits. *IEEE Antennas and Wireless Propagation Letters*, 209–212.
- [33] Kamardin, K., Rahim, M. K. A., and Hall, P. S. (2015). Textile Diamond Dipole and Artificial Magnetic Conductor Performance under Bending, Wetness and Specific Absorption Rate Measurements. *Radio Engineering*, 24(3): 729-738.
- [34] Bahramiabarghoui, H., 2015. Flexible Antenna Array for Microwave Breast Cancer Detection. *IEEE Transactions on Biomedical Engineering*, 62(10), pp.2516–2525.
- [35] Dewan, R., Rahim, S. K. A., Ausordin, S. F., Zaidel, D. N. A., Sa'ad, B.M., and Purnamirza, T. (2014). Bandwidth Widening, Gain Improvement and Efficiency Boost of an Antenna using AMC Ground Plane. *Jurnal Teknologi*, 70(1) 35-41.

- [36] Munk, B. A., (2000). *Element Types: A Comparison, Frequency Selective Surface Theory and Design*. John Wiley & Sons. New York, United States of America, 26–62.
- [37] Ali, S. A. M., Abu, M. Mohamad, N. R., Muhamad, M., and H. Hassan. (2016). Flexible Dipole Antenna Incorporated With Flexible Frequency Selective Surface. *ARPN Journal of Engineering and Applied Sciences*, 11(8), 5054-5059.
- [38] Seager, R. D. (2014). Fabrication of Fabric Based Frequency Selective Surface (FSS). 8th European Conference on Antennas and Propagation.
- [39] Ali, S. A. M., and Abu, M. (2017). High Gain Dipole Antenna with Frequency Selective Surface for Wearable Applications. Master. Thesis. Faculty of Electronic and Computer Engineering (FKEKK), Universiti Teknikal Malaysia Melaka (UTeM).
- [40] Abu, M., and Rahim, M. K. A., (2017). Triple Band Dipole Antenna with Artificial Magnetic Conductor for Radio Frequency Identification. Ph.D. Thesis. Faculty of Electronic and Computer Engineering (FKEKK), Universiti Teknikal Malaysia Melaka (UTeM).
- [41] Aqeel, H. N., and Farooq, A. T. (2015). A Super Wideband Printed Antenna with Enhanced Gain using FSS structure. *Proceedings of 12th International Bhurban Conference on Applied Science & Technology (IBCAST)*.
- [42] Fan Yang, and Yahya Rahmat Samii. (2009). *Electromagnetic Band Gap Structures in Antenna Engineering*. United States of America by Cambridge University Press, New York, 4.
- [43] Abu, M., Ali, S. A. M. Mohamad, N. R., Muhamad, M. (2017). Flexible Dual Band Dipole Antenna with Electromagnetic Band Gap. *Indonesian Journal of Electrical Engineering and Computer Science*, 5(3), 593-598.
- [44] Sudhendra, C., Madhu, A. R., Pillai, A. C. R., Sahekar, G., Rukmini, T. S., and Rao, K. A. R. K. (2014). Design and Implementation of a Novel Resorber for Aircraft Stealth Applications. *International Conference on Computational Systems and Communications (ICCSC)*, 176-180.
- [45] Sudhendra, C., Mahule, V., Pillai, A. C. R., Mohanty, A. K., and Rao, K. A. R. K. (2014). Novel Embedded Passives Resistor Grid Network Based Wideband Radar Absorber. *IEEE International Conference on Electronics, Computing and Communication Technologies (CONECCT)*.
- [46] Sudhendra, C., Madhu, A. R., Pillai, A. C. R., Sahekar, G., Rukmini, T. S., and Rao, K. A. R. K. (2014). Design and Implementation of A Novel Resorber for Aircraft Stealth Applications," *International Conference on Computational Systems and Communications (ICCSC)*.
- [47] Sudhendra, C., Madhu, A.R., Pillai, G., Rukmini, T. S., and Rao, K. A. R. K. (2013). A Novel Ultra Wide Band Radar Absorber Based on Hexagonal Resistive Patch FSS. *IEEE Applied Electromagnetics Conference (AEMC)*.
- [48] Venneri, F., Costanzo, S., and Massa, G. D. (2018). *Multi Band Fractal Microwave Absorbers*," Springer International Publishing, 488-1493.
- [49] Kim, Y. J., Rhee, J. Y., Kim, K.W., Kim, Y. H., and Lee, Y. P. (2015). Dual broadband Metamaterial Absorber. *Optics Express*.
- [50] Yoo, Y. J., Kim, Y. J., Hwang, J. S., Rhee, J.Y., Kim, K. W., Kim, Y. H., Cheong, H., Chen, L.Y., and Lee, Y. P. (2015). Triple-band Perfect Metamaterial Absorption, based on Single Cut-wire Bar. *Applied Physics Letters*.
- [51] Chaurasiya, D., Bhattacharyya, S., Ghosh, S., Munaga, P., and Srivastava, K. V. (2016). Compact Multi-band Polarisation Insensitive Metamaterial Absorber. *IET Microwave Antennas Propagation*, 10(1), 94–101.
- [52] Baskey, H. B., and Akhtar, M. J. (2013). A Dual-Band Hexagonal Ring Based Polarization-Insensitive Metamaterial Absorber. *IEEE MTT-S International Microwave and RF Conference*.
- [53] Chen, X., Li, Y., and Yuan, N. (2012). Design and Analysis of Lumped Resistor Loaded Metamaterial Absorber with Transmission Band. *Optics Express*, 20(27).
- [54] Zhao, J. C., and Cheng, Y. Z. (2016). Ultra Broadband Microwave Metamaterial Absorber Based on Electric SRR Loaded with Lumped Resistor. *Journal of Electronic Materials*, 45(10).
- [55] Zhi, C. Y., Zhou, G. R., Yan, N., and Xian, W. (2012). A Wideband Metamaterial Absorber Based on Magnetic Resonator Loaded with Lumped Resistor. *Chin Physics B*, 12(12).
- [56] Zhang, H.; Yang, J.; Zhang, H.; and Liu, J. (2018). Design of an Ultra Broadband Absorber based on Plasma Metamaterial and Lumped Resistor. *Optical Materials Express*, 8(8).
- [57] Kim, S., Cook, B. S., Coope, J. R., and Tentzeris, M. M. (2014). Inkjet Printed Artificial Magnetic Conductors (AMC) for Wearable Antenna Applications. *WIT Transaction on State of the Art in Science and Engineering*, 82(45).
- [58] Seman, F. C., Cahill, R., and Fusco, V. S. (2010). Performance Enhancement of Salisbury Screen Absorber Using a Resistively Loaded High Impedance Ground Plane. *Proceedings of the Fourth European Conference on Antennas and Propagation*.
- [59] Zabri, S. N., Chill, R., and Schuchinsky, A. (2015). Compact FSS Absorber Design using Resistively Loaded Quadruple Hexagonal Loops for Bandwidth Enhancement. *Electronics Letters*, 51(2), 162–164.
- [60] Zabri, S. N., Chill, R., and Schuchinsky, A. (2015). Compact FSS Absorber Design using Resistively Loaded Quadruple Hexagonal Loops for Bandwidth Enhancement," *Electronics Letters*, 51(13), 999-1001.
- [61] Zabri, S. N., Chill, R., and Schuchinsky, A. (2015). Polarisation Independent Resistively Loaded Frequency Selective Surface Absorber with Optimum Oblique Incidence Performance. *IET Microwave Antennas Propagation*, 8(14), 1198–1203.

- [62] Chaurasiya, D., Ghosh, S., Bhattacharya, S., and Srivastava, K. V. (2015). Design of a Wideband Absorber using Resistively Loaded Frequency Selective Surface. IEEE Applied Electromagnetics Conference (AEMC).
- [63] Mol, V. A. L., and Aanandan, C. K. (2017). An ultrathin microwave metamaterial absorber with enhanced bandwidth and angular stability. Journal of Physics Communications.
- [64] Jia, Z., Lan, D., Lin, K., Qin, M., Wui, G., and Wu, H. (2018). Progress in Low Frequency Microwave Absorbing Materials. Journal of Materials Science: Materials in Electronics.
- [65] Kaur, K. P., and Upadphaya, T. (2018). Performance Evaluation of Wide Angle Ultra-thin Microwave Metamaterial Absorber with Polarization Independence. Advanced Electromagnetics, 7(4).
- [66] Munaga, P., Ghosh, S., Bhattacharya, S., Chaurasiya, D., Srivastava, K.V. (2015). An Ultra-Thin Dual-Band Polarization-Independent Metamaterial Absorber for EMI/EMC. European Conference on Antennas and Propagation (EuCAP), 2164-3342.
- [67] Ghosh, S., Bhattacharya, S., Kaiprath, Y., Chaurasiya, D., and Srivastava, K. V. (2015). Triple-Band Polarization-Independent Metamaterial Absorber using Destructive Interference. Proceedings of the 45th European Microwave Conference, pp. 335-338.
- [68] Chaurasiya, D., Bhattacharya, S., Ghosh, S., Munaga, P., and Srivastava, K. V. (2015). An Ultra-Thin Triple Band Polarization-Insensitive Metamaterial Absorber for C-Band Applications. National Conference on Communications (NCC).
- [69] Baskey, H. B., and Akhtar, M. J. (2014). A Dual Band Multiple Narrow Slits based Metamaterial Absorber over a Flexible Polyurethane Substrate. IEEE Antennas and Propagation Society International Symposium (APSURSI).
- [70] Baskey, H. B., Ghai, B., and Akhtar, M. J. (2014). A Flexible, Ultra-thin, Frequency-Selective-Surface Based Absorber Film for the Radar Cross Section Reduction of a Cubical Object. IEEE International Microwave and RF Conference (IMaRC).
- [71] Ayop, O., Rahim, M. K. A., Murad, N. A., and Samsuri, N. A. (2014). Dual band polarization insensitive and wide angle circular ring metamaterial absorber. European Conference on Antenna and Propagation (EUCAP2014).
- [72] Zabri, S. N., Chill, R., and Schuchinsky, A. (2014). Ultra-Thin Resistively Loaded FSS Absorber for Polarisation Independent Operation at Large Incident Angles. European Conference on Antennas and Propagation (EuCAP 2014), 1363-1367.
- [73] Lee, H. M., and Lee, H. S. (2012). A Method for Extending the Bandwidth of Metamaterial Absorber. International Journal of Antennas and Propagation.
- [74] Yu, D., Liu, P., Dong, Y., Zhou, D., and Zhou, Q. (2017). A sextuple-band ultra-thin metamaterial absorber with perfect absorption. Optics Communications, 8-35.
- [75] Nong, F. Y., Zhi, C. Y., Yan, N., Xian, W., and Zhou, G. R. (2013). An ultrathin wide-band planar metamaterial absorber based on fractal frequency selective surface and resistive film. Chinese Physics B, 22(6).
- [76] Ze, Y., and Zhen, L. G. (2016). An ultra-thin and broadband absorber using slotted metal loop with multi layers. Optik - International Journal for Light and Electron Optics, 387-389.
- [77] Yoo, Y. J., Zheng, H. Y., Kim, Y. J., Rhee, J. Y., Kang, J. H., Kim, K. W., Kim, Y. H., Cheong, H., and Lee, Y. P. (2014). Flexible and Elastic Metamaterial Absorber for Low Frequency, based on Small Size Unit Cell. Applied Physics Letters.
- [78] Khuyen, B. X., Tung, B. S., Yoo, Y. J., Kim, Y. J., Kim, K.W., Chen, L.Y., Lam, V.D., and Lee, Y. P. (2017). Miniaturization for Ultrathin Metamaterial Perfect Absorber in the VHF Band, Scientific Reporta.
- [79] Chaurasiya, D., Ghosh, S., Bhattacharya, S., and Srivastava, K. V. (2014). Dual-band Polarization-Insensitive Metamaterial Absorber with Bandwidth-Enhancement at Ku-band for EMI/EMC Application. IEEE International Microwave and RF Conference (IMaRC), pp. 96-99.
- [80] Yoo, Y. J., Kim, Y. J., Toung, P. V., Rhee, J. Y., Kim, K. W., Jang, W. H., Kim, Y. H., Cheong, H.; and Lee, Y. P. (2013). Polarization Independent Dual-band Perfect Absorber Utilizing Multiple Magnetic Resonance. Optics Express.
- [81] Ayop, O., Rahim, M. K. A., Murad, N. A., and Samsuri, N. A. (2014). Polarization insensitive and wide operating angle metamaterial absorber at X-band. IEEE Asia-Pacific Conference on Applied Electromagnetics.
- [82] Ayop, O., Rahim, M. K. A., Murad, N. A., and Samsuri, N. A. (2014). Dual band polarization insensitive and wide angle circular ring metamaterial absorber. The 8th European Conference on Antenna and Propagation (EUCAP2014).
- [83] Osman, A., Rahim, M. K. A. and Murad, N. A., Samsuri, N. A. and Dewan, R. (2014). Triple Band Circular RingShaped Metamaterial Absorber for X-Band Applications. Progress in Electromagnetics Research M, 39, 65–75.
- [84] Osman, A., Rahim, M. K. A. and Murad, N. A. (2012). A parametric study of microwave absorber based on metamaterial structure. IEEE Asia-Pacific Conference on Applied Electromagnetics (APACE2012). Melaka Malaysia.
- [85] Sudhendra, C., Madhu, A. R., Pillai, A. C. R., Rao, K. A. R. K., and Rukmini, T. S. (2013). A Novel Ultra Wide Band Radar Absorber Based on Hexagonal Resistive Patch FSS. IEEE Applied Electromagnetics Conference.
- [86] Hassan, H., and Abu, M. (2018). Ultra-thin Flexible Octagonal Metamaterials Absorber. Indonesian Journal of Electrical Engineering and Computer Science, 10(3), 833-839.

- [87] Lee, H. S., Park, J. W., and Lee, H. M. (2013). Metamaterial Absorber with Extended Bandwidth Configuration. International Workshop on Antenna Technology.
- [88] Lee, H. S., Park, J. W., and Lee, H. M. (2011). Design of Double Negative Metamaterial Absorber Cells using Electromagnetic-field Coupled Resonators. Proceedings of the Asia-Pacific Microwave Conference.
- [89] Lee, H. S., Park, J. W.; and Lee, H. M. (2012).A Method for Extending the Bandwidth of Metamaterial Absorber,” International Journal of Antennas and Propagation.